

Modbus Gateway



8/16-port Modbus Gateway



4-port Modbus Gateway



2-port Modbus Gateway

Modbus is an industry adopted communication protocol based on RTU, ASCII, and TCP protocols for various applications; these three protocols are commonly used by various equipments in the industry, such as DCS, PLC, HMI, power meters, various sensor and measuring instruments.

The Modbus Gateway is capable of implementing the Modbus protocol conversion between different hardware interfaces, thereby streamlining the process of management and application.

Diverse Hardware Infrastructure

Modbus Gateway supports the four most commonly used communication interfaces, RS-232/485/422, and Ethernet. The ease-of-use configuration utility provided with Modbus Gateway can quickly select the hardware interface, and easily switch to the existing communication infrastructure.

Switching between Modbus Protocols

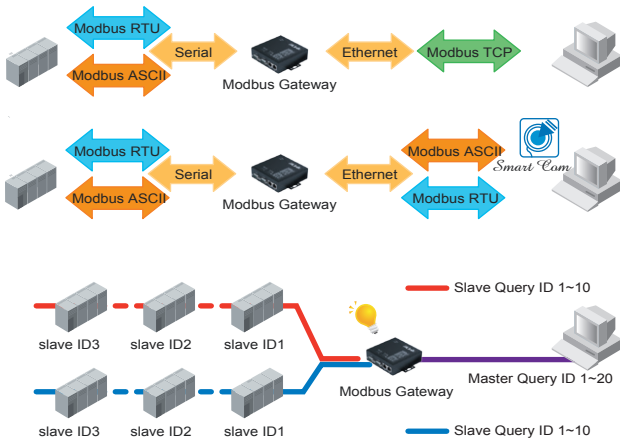
Modbus Gateway supports the standard Modbus protocol and is capable of converting any Modbus protocols between Modbus TCP, Modbus RTU, and Modbus ASCII for all supported hardware interfaces.

Modbus ID Routing

Modbus Gateway is not only capable of hardware and protocol conversions, and when a Modbus ID conflict occurs, the Modbus Gateway also supports ID routing to the existing Modbus hardware.

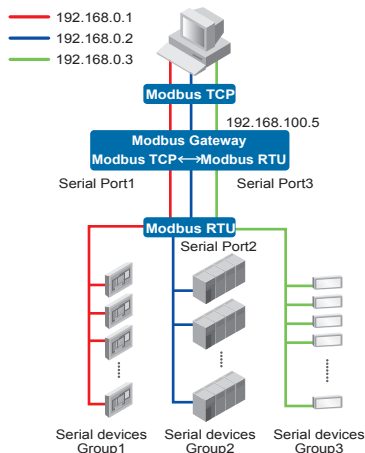
Simple Integration for Complex Configurations

Modbus Gateway supports various types of hardware communication interfaces, Modbus protocol conversion, and Modbus ID routing. Therefore the Modbus Gateway can integrate your existing and complex Modbus hardware configuration into a simple network that can be easily managed.

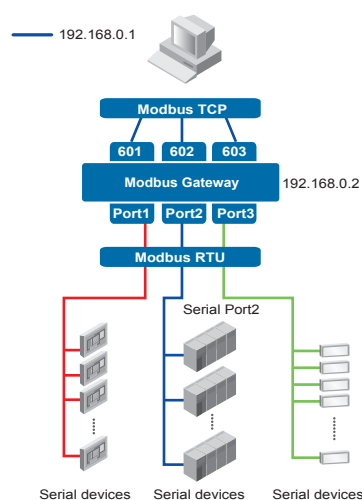


Applied Modes of Multiple Protocols

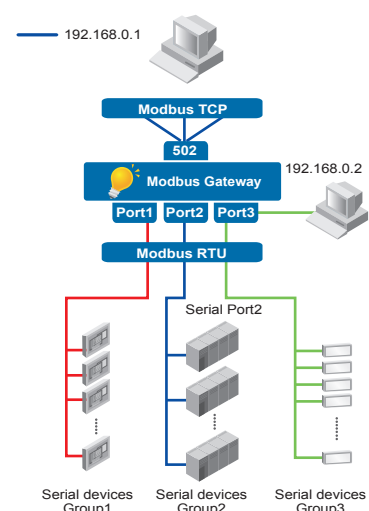
Assign different IP to each serial device






The same IP but different I/O ports



The same IP and the same I/O ports



Specifications

Model Name	MB5302	MB5404D	iALink MG508	iALink MG516
				
CPU(RISC with MMU)	150MHz	266MHz	266MHz	266MHz
Flash Memory	18M Bytes	10M Bytes	10M Bytes	10M Bytes
SDRAM	64M Bytes	128M Bytes	128M Bytes	128M Bytes
EEPROM	2K Bytes	8K Bytes		
Ethernet (RJ-45 Connector)	Dual 10/100M Fast-Ethernet Auto-detection			
Network Protocol	TCP, UDP, HTTP, DHCP Client, ICMP, ARP, Telnet			
Watch Dog Timer	60-second software auto-reset (Customization) ; 1 second real-time clock built-in			
Serial Port	2-Port DB9 Male connector	4-Port DB9 Male connector	8-Port RJ-45 connector	16-Port RJ-45 connector
Serial Interface	RS-232/422/485 software selectable			
Serial Communication	Date Rate	1200 bps ~ 921 Kbps, Support user define baud rate		
	Data Bits	5, 6, 7, 8		
	Parity Check	None, Even, Odd, Space, Mark		
	Stop Bits	1, 2		
	Flow Control	None, XON/XOFF, RTS/CTS		
Power Input	DC 9 ~ 30V Connector: 3-pin TB	DC 9 ~ 48V Connector: 7-pin TB	AC 100 ~ 260V	
Operation Temp.	0°C ~ 60°C	-40°C ~ 80°C	0°C ~ 60°C	
Storage Temp.	-40°C ~ 85°C			
Humidity	5%~95% non-condensing			
Mounting	Field-type	DIN-Rail	Rack mount	
Dimension (W x H x D)	99mm x 35mm x 108.5mm	53.4mm x 145.7mm x 119.9 mm	436mm x 43.5mm x 200mm	
Configuration	Web Browser, Windows-based Utility			

Ordering Information

MB5302	2-port Modbus Gateway RS-232/422/485 Software Selectable
MB5404D	4-port Modbus Gateway RS-232/422/485 Software Selectable
MB5408	8-port Modbus Gateway RS-232/422/485 Software Selectable
MB5416	16-port Modbus Gateway RS-232/422/485 Software Selectable

Optional

UV315-12(US)	AC100~240V/DC12V 1.25A , DC Jack lockable(MB5302/MB5404D)
UV315-12(EU)	AC100~240V/DC12V 1.25A , DC Jack lockable(MB5302/MB5404D)
DK-25	DIN Rail kit for MB5302
RJ-45 to DB9 male	Only MB5408 / MB5416

Atop Technologies, Inc.

TEL : +886-3-5508137
 FAX : +886-3-5508131
 sales@atop.com.tw
 http : //www.atop.com.tw

Design and specification are subject to change without notice.
 All product names referenced herein are registered trademarks of their respective companies.