

Industrial Wireless Serial Device Server

■ ■ SW550X Series

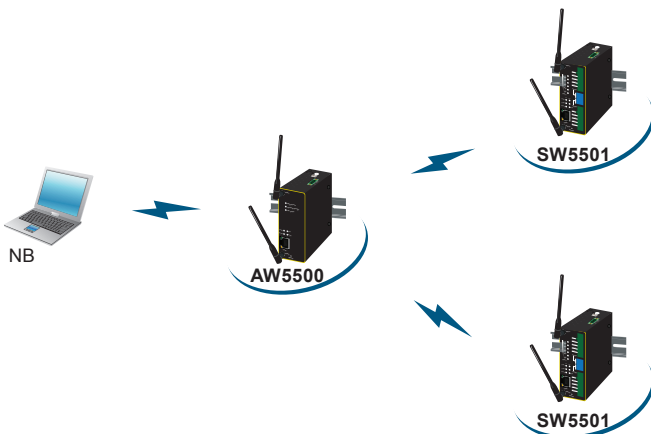
RoHS compliant

- Designed for 802.11a/b/g/n networks
- Embedded PCB coating protection
- Web server/Utility configuration
- Upgrade via Serial Manager or Web server
- 5 GHz frequency support to reduce interference on 2.4 GHz with other wireless devices
- FCC (United States), ETSI (Europe), and NCC (Taiwan) certified wireless equipment

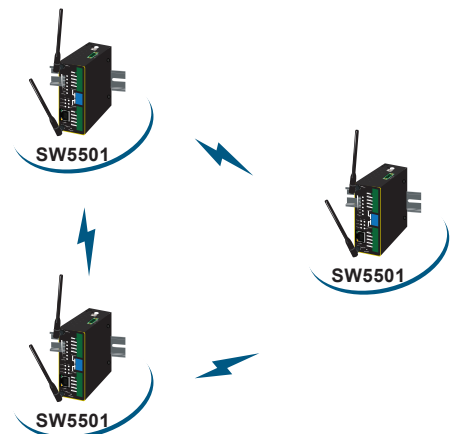
The SW550X Series is our latest addition to our Industrial Wireless products; its small size but powerful architecture makes it a perfect choice for industrial/manufacturing needs in which size is a decisive factor. It rewards our customers with superb connectivity withstanding all the harshness in your environment of choice. Among its many characteristics, we could mention:

- 5 GHz frequency support to reduce interference on 2.4 GHz with other wireless devices.
- Dual antenna design that offers better wireless coverage and reduces wireless blind spots.

Infrastructure Mode



Adhoc Mode



Specifications				
Network Interface				
Connector	RJ-45			
Speed	IEEE802.3ab 10/100/1000Mbps			
Serial Interface				
Connector	D-Sub9 RS-232/422/485 software selectable 5.08mm TB5 RS-232/422/485 software selectable (TB models) 5.08mm TB5 RS-422/485 software selectable (Sis models)			
Ports	SW5501: 1 Port, SW5502: 2 Ports			
Baud Rate	110~921600Kbps			
Parity	None, Odd, Even, Space, Mark			
Data Bits	5,6,7,8			
Stop Bits	1,2			
Flow Control	None, Xon/Xoff, RTS/CTS			
Power Characteristics				
Input Voltage	9VDC-48VDC			
Input Current(9VDC)	0.65A			
Power Consumption	Approx. 5.85W (max)			
Reverse Polarity Protection	Yes			
Connection	5.08mm 3-pin Lockable Terminal Block			
Mechanicals				
Dimensions(W X H x D)	47 mm x 110 mm x 90mm			
Installation	DIN Rail, Wall Mount (optional)			
Reset Button	Yes			
Weight	500g			
Environmental Limits				
Operating Temperature	-10°C ~ 60°C (14°F ~ 140°F)			
Storage Temperature	-40°C ~ 85°C (-40°F ~ 185°F)			
Ambient Relative Humidity	5 ~ 95% RH, (non-condensing)			
Software				
Protocols	IPv4, ICMP, TCP, UDP, DHCP Client, SNMP, SMTP, HTTP, DNS, NTP, RADIUS, RFC2217, WPS			
Wireless Security	WEP, WPA, WPA2, TKIP, AES, 802.1x			
Configuration	Atop Device Management Utility, Web UI			
Virtual COM	Windows / Linux redirection software			
Link Modes				
TCP Server	4 connections, Virtual COM, or Reverse Telnet			
TCP Client	Dual destinations or Virtual COM			
UDP	Up to 4 ranges of IPs			
Warranty	5 years			
Regulatory Requirements				
EMC	EN 301489-1 V2.2.0, EN301489-17 V3.2.0, FCC 15B (Class A), CNS 13438			
Radio	FCC 15C 15.247, FCC 15E 15.407, EN 301893 V2.1.1, EN 300328 V2.1.1, NCC LP00002			
EMF	EN 62311: 2008, EN 50385: 2002			
		Item		
IEC 61000-4-2	ESD	Contact Discharge	±8KV	4
		Air Discharge	±15KV	4
IEC 61000-4-3	RS	Radiated(Enclosure)	10(V/m)	3
IEC 61000-4-4	EFT	AC Power Port	±2.0 KV	3
		LAN Port	±2.0 KV	4
		COM Port	±2.0 KV	4
IEC 61000-4-5	Surge	AC Power Port	Line-to-Line±1.0 KV	3
		AC Power Port	Line-to-Earth±2.0 KV	3
		LAN Port	Line-to-Earth±2.0 KV	3
		COM Port	Line-to-Earth±2.0 KV	3
IEC 61000-4-6	CS	Conducted(Enclosure)	10 V rms	3
IEC 61000-4-8	PFMF	(Enclosure)	10(A/m)	3
IEC 61000-4-11	DIP	AC Power Port	-	-

*AC Ports are tested through an power adaptor available in the accessory.

Safety	UL60950-1/CB, EN60950-1, CNS 14336			
Shock	IEC 60068-2-27			
Freefall	IEC 60068-2-32			
Vibration	IEC 60068-2-6			
MTBF	22 years (MIL-HDBK-217F)			
RoHS	Yes			
Wireless Characteristics				
Wireless PCI-e Module	Atheros AR9382			
Tx / Rx	2T2R MIMO (2x2 with MCS 0-15)			
Standard Conformance	802.11a, 802.11b, 802.11g, and 802.11n			
Operating Frequency				
	2.4Ghz	5Ghz		
United States (FCC)	2412-2462(20Mhz)/2422-2452(40Mhz)	5180-5240, 5745-5825(20Mhz)/5190-5230, 5755-5795(40Mhz)		
Europe (ETSI)	2412-2472(20Mhz)/2422-2462(40Mhz)	5180-5240(20Mhz)/5190-5230(40Mhz)		
Taiwan (NCC)	2412-2462(20Mhz)/2422-2452(40Mhz)	5280-5320, 5745-5825(20Mhz)/5310, 5755-5795(40Mhz)		
Data Rate				
802.11a	6, 9, 12, 18, 24, 36, 48, 54Mbps			
802.11b	1, 2, 5.5 and 11Mbps			
802.11g	6, 9, 12, 18, 24, 36, 48, 54Mbps			
802.11n	20MHz bandwidth: 1Nss: 65Mbps @ 800GI, 72.2Mbps @ 400GI (Max.) / 2Nss: 130Mbps @ 800GI, 144.4Mbps @ 400GI (Max.) 40MHz bandwidth: 1Nss: 135Mbps @ 800GI, 150Mbps @ 400GI (Max.) / 2Nss: 270Mbps @ 800GI, 300Mbps @ 400GI (Max.)			
Antenna (5GHz)				
Gain	5 dBi			
Connector	Dual SMA(R) Female			
Output Power (5GHz)				
802.11a	+15dBm @ 6, 9, 12, 18, 24Mbps / +15dBm @ 36Mbps / +14dBm @ 48Mbps / +12dBm @ 54Mbps			
802.11n 5GHz/HT20	+15dBm @ MCS 0/8 +15dBm @ MCS 2/10	+15dBm @ MCS 4/12 +9 - 12dBm @ MCS 6/14	+15dBm @ MCS 1/9 +15dBm @ MCS 3/11	+11 - 14dBm @ MCS 5/13 +7 - 10dBm @ MCS 7/15
802.11n 5GHz/HT40	+14dBm @ MCS 0/8 +14dBm @ MCS 4/12	+14dBm @ MCS 1/9 +10- 13dBm @ MCS 5/13	+14dBm @ MCS 2/10 +8 - 11dBm @ MCS 6/14	+14dBm @ MCS 3/11 +6 - 9dBm @ MCS 7/15
Antenna (2.4GHz)				
Gain	3 dBi			
Connector	Dual SMA(R) Female			
Output Power (2.4GHz)				
802.11b	+14dBm			
802.11g	+17dBm @ 6, 9, 12, 18, 24Mbps / +17dBm @ 36Mbps / +16dBm @ 48Mbps / +16dBm @ 54Mbps			
802.11n 2.4GHz/HT20	+16dBm @ MCS 0/8 +16dBm @ MCS 2/10	+16dBm @ MCS 4/12 +16dBm @ MCS 6/14	+16dBm @ MCS 1/9 +16dBm @ MCS 3/11	+16dBm @ MCS 5/13 +15dBm @ MCS 7/15
802.11n 2.4GHz/HT40	+15dBm @ MCS 0/8 +15dBm @ MCS 2/10	+15dBm @ MCS 4/12 +15dBm @ MCS 6/14	+15dBm @ MCS 1/9 +15dBm @ MCS 3/11	+15dBm @ MCS 5/13 +14dBm @ MCS 7/15

Receiver Sensitivity							
	Data Rate	IEEE Spec(1 Rx dBm)	Typical/Maximum(2Rx dBm)		Data Rate	IEEE Spec(1 Rx dBm)	Typical/Maximum(2Rx dBm)
802.11a	6M	-82	-95/-85	802.11a/n HT40	MCS0	-79	-92/-82
	9M	-81	-94/-84		MCS1	-76	-90/-79
	12M	-79	-93/+82		MCS2	-74	-87/-77
	18M	-77	-90/-80		MCS3	-71	-84/-74
	24M	-74	-88/-77		MCS4	-67	-80/-70
	36M	-70	-84/-73		MCS5	-63	-76/-66
	48M	-66	-82/-69		MCS6	-62	-74/-65
802.11b	1M	not specified	-98/-85	802.11b/g/n HT20	MCS0	-82	-95/-85
	5.5M	not specified	-98/-85		MCS1	-79	-94/-82
	11M	not specified	-94/-85		MCS2	-77	-92/-80
802.11g	6M	-82	-96/-85	802.11b/g/n HT40	MCS3	-74	-89/-77
	9M	-81	-96/-84		MCS4	-70	-86/-73
	12M	-79	-95/-82		MCS5	-66	-82/-69
	18M	-77	-93/-80		MCS6	-65	-80/-68
	24M	-74	-90/-77		MCS7	-64	-78/-67
	36M	-70	-87/-73		MCS0	-79	-92/-82
	48M	-66	-83/-69		MCS1	-76	-92/-79
802.11a/n HT20	MCS0	-82	-94/-85	MCS2	-74	-89/-77	
	MCS1	-79	-92/-82	MCS3	-71	-86/-74	
	MCS2	-77	-90/-80	MCS4	-67	-83/-70	
	MCS3	-74	-87/-77	MCS5	-63	-77/-66	
	MCS4	-70	-84/-73	MCS6	-62	-76/-65	
	MCS5	-66	-79/-69	MCS7	-61	-75/-64	
	MCS6	-65	-78/-68				
MCS7	-64	-76/-67					

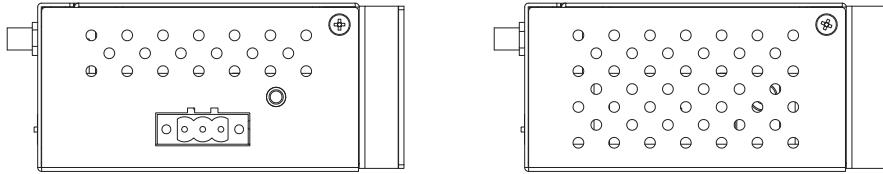
Ordering Information

SW5501	P/N:1P1SW550100001G 1-port Industrial Wireless Serial Device Server, DB9
SW5501-Sis	P/N:1P1SW5501SIS01G 1-port Industrial Wireless Serial Device Server, TB5 with serial isolation
SW5501-TB	P/N:1P1SW5501TB001G 1-port Industrial Wireless Serial Device Server, TB5
SW5502	P/N:1P1SW550200001G 2-port Industrial Wireless Serial Device Server, DB9
SW5502-Sis	P/N:1P1SW5502SIS01G 2-port Industrial Wireless Serial Device Server, TB5 with serial isolation
SW5502-TB	P/N:1P1SW5502TB001G 2-port Industrial Wireless Serial Device Server, TB5

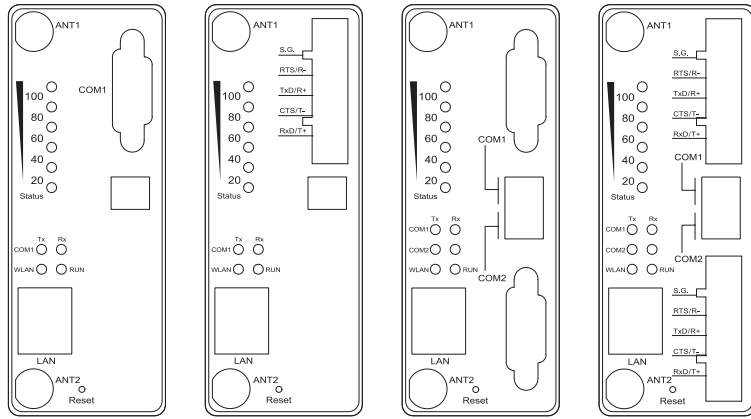
Optional Accessories

UN315-1212 (US-Y)	P/N: 50500151120003G
Power Adapter	Y-Type power adapter, 100~240VAC input, 1.25A @ 12VDC output, US plug, LV6
UNE315-1212 (EU-Y)	P/N: 50500151120013G
Power Adapter	Y-Type power adapter, 100~240VAC input, 1.25A @ 12VDC output, EU plug, LV6
UN315-2465 (US)	P/N: 50500161240002G
	Y-Type power adapter, 100~240VAC input, 0.65A @ 24VDC output, US plug, LV6
UNE315-2465 (EU)	P/N: 50500161240012G
	Y-Type power adapter, 100~240VAC input, 0.65A @ 24VDC output, EU plug, LV6
ADP-DB9(F)-TB5	P/N: 59906231G Female DB9 to Female 3.81 TB5 Converter
WMK-454-Black	P/N: 70100000000043G Black Aluminum Wall Mount Kit

Top and Bottom View



Front View



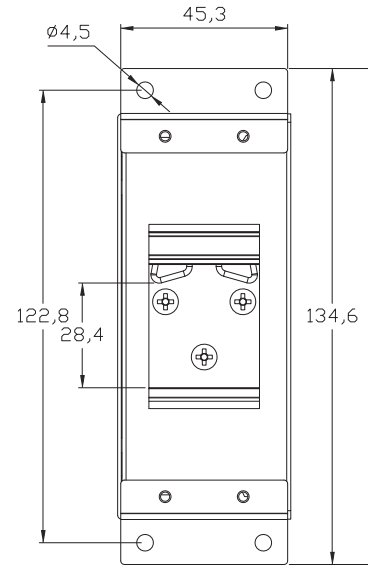
SW5501

SW5501-TB

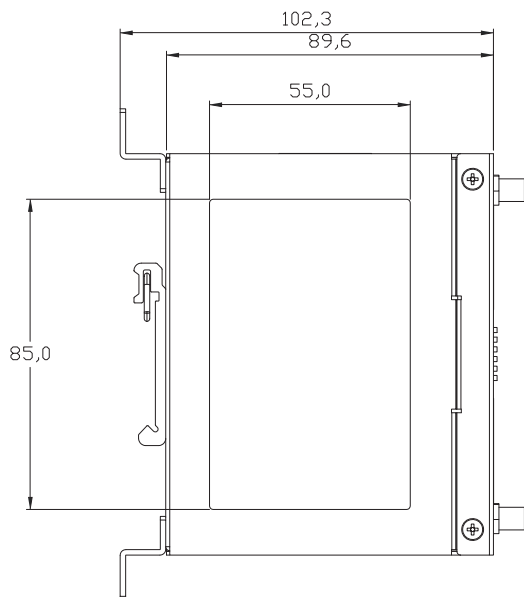
SW5502

SW5502-TB

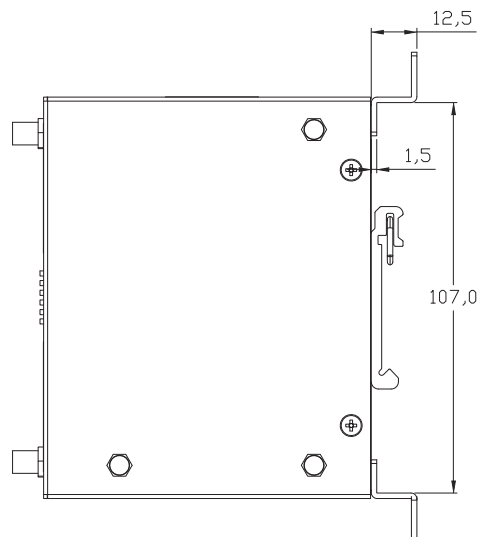
Rear View



Left Side View



Right Side View



Atop Technologies, Inc.

TEL : +886-3-5508137
 FAX : +886-3-5508131
 sales@atop.com.tw
 http : //www.atop.com.tw

Design and specification are subjected to change without notice.
 All product names referenced herein are registered trademarks of their respective companies.

